

Hitachi industrial equipment(Nanjing) co.,ltd



Hitachi industrial equipment system co.,ltd

©Hitachi Industrial Equipment Systems Co., Ltd.  
<http://www.hitachi-iec.cn>

Hitachi industrial equipment(China) co.,ltd  
 2201 room,Rui jin building No 205,Maoming Road shanghai  
 TEL : +86-21-5489-2378  
 FAX : +86-21-3356-5070

Beijing office  
 1402 room Beijing fortune building 5 dong san huan bei lu chao yang district  
 TEL : +86-10-6590-8180  
 FAX : +86-10-6590-8189

Guangzhou office  
 3003 room Hai hang building TianHe North road,Guangzhou  
 TEL : +86-20-3877-3819  
 FAX : +86-20-3877-3820

Hitachi industrial equipment(Hong Kong) co.,ltd  
 8 floor techology road east 20E,xin jie bai shi jiao,Hong Kong  
 TEL : +852-2735-9218  
 FAX : +852-2735-6793

**Asia & Oceania**  
**Australia**  
**Hitachi Australia Pty Ltd.**  
 Level 8, 123 Epping Road, Macquarie Park NSW 2113  
 TEL : +61 (2) 9888-4100  
 FAX : +61 (2) 9888-4188

**Taiwan Hitachi Asia Pacific Co., Ltd.**  
 3th Floor, No. 167, Tun Hwa N, Road, Hung-Kuo Building, Taipei 10512, Taiwan  
 TEL : +886 (2) 2718-3666  
 FAX : +886 (2) 2718-8180

**India**  
 Hitachi India Pvt. Ltd.  
 Units 304-308, 3rd Floor, ABW Elegance Tower, Jansadri District Centre, New Delhi 110 025, India  
 TEL : +91 (11) 4000-6252  
 FAX : +91 (11) 4000-6253

**Indonesia**  
 PT Hitachi Asia Indonesia  
 Menara BCA 38<sup>th</sup> Floor Suite #3804 & 3805 J. M. H Thamrin No.1, Jakarta 10310, Indonesia  
 TEL : +62 (21) 2358-6757  
 FAX : +62 (21) 2358-6756

**Malaysia**  
 Hitachi Asia (Malaysia) Sdn. Bhd.  
 Suite 17.3, Level 17, Menara IMC (Jalan Bay No.5) No. 8, Jalan Sultan Ismail, 50250, Kuala Lumpur  
 TEL : +60 (3) 2031-8751  
 FAX : +60 (3) 2031-8756

**Philippines**  
 Hitachi Asia Ltd. (Philippines Office)  
 17th Floor Olden Square  
 6785 Ayala Avenue, Makati City, Philippines 1226  
 TEL : +63 (2) 886-8018  
 FAX : +63 (2) 887-3794

**Singapore**  
 Hitachi Asia Ltd. (Industrial Components & Equipment Group)  
 No.30, Pioneer Crescent #10-15, West Park Bizcentral Singapore 028590  
 TEL : +65-6905-7400  
 FAX : +65-6905-7401

**Thailand**  
 Hitachi Asia (Thailand) Co., Ltd.  
 18th Floor, Ramalind Building, 852 Rama IV Road Bangkok, Bangkok 10500  
 TEL : +66 (2) 632-6932  
 FAX : +66 (2) 632-6938

**Viet Nam**  
 Hitachi Asia Ltd. (Ho Chi Minh City Office)  
 4th Floor, The Landmark, 5B Ton Duc Thang Street District 1, Ho Chi Minh City  
 TEL : +84 (8) 839-6725  
 FAX : +84 (8) 839-6729  
 (Ha Noi Office)  
 Sun Red River Bldg., 6th Floor, 23 Phan Chu Trinh Street Hoan Kiem District, Hanoi  
 TEL : +84 (4) 933-3123  
 FAX : +84 (4) 933-3125

**Europe**  
**Germany**  
 Hitachi Europe GmbH (Industrial Components & Equipment Group)  
 Am Seestrom 18 (Euro Center) D-40547 Düsseldorf  
 TEL : +49 (211) 5283 0  
 FAX : +49 (211) 5283 640

**Russian Federation**  
 Hitachi, Ltd. (Moscow Office)  
 Millennium House, 12, Trubnaya, Moscow 103045  
 TEL : +7 (095) 787-4022, -4029  
 FAX : +7 (095) 787-4021

**Latin America**  
**Mexico**  
 Hitachi Mexico, S.A. de C.V.  
 Andres Bello No.10 Piso 10 Col. Chapultepec Polanco 11500, Mexico, D.F.  
 TEL : +52 (55) 6285-6040  
 FAX : +52 (55) 5282-6042

**North America**  
**U.S.A.**  
 Hitachi America, Ltd. (Industrial Components & Equipment Division)  
 50 Prospect Avenue, Tarrytown, New York, 10591-4888  
 TEL : +1(914) 332-6800  
 FAX : +1(914) 332-5555  
 (Charlotte Office)  
 (Industrial Components & Equipment Division)  
 8901 Northpark Blvd., Charlotte, NC 28216  
 TEL : +1(704) 694-3008  
 FAX : +1(704) 694-3808

Hitachi oil-flooded rotary screw compressor

**HITACHI**  
 Inspire the Next

**HISCREW**

**NEXT II series 55-160kW** catalogue



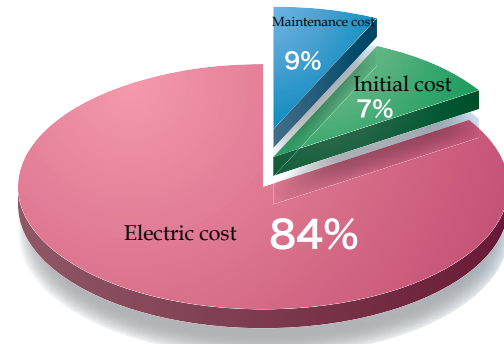
● For further information, please contact your nearest sales representative.



Product appearances and specifications in this catalog are subject to change with or without notice, as Hitachi continues to develop the latest technologies and products for its customers.  
 The sample is printed, sometimes different from the color of the object.

Electric consumption becomes the biggest part of the compressor's running cost.

The running cost about compressor which has been used for 12 years



The running cost about compressor which has been used for 12 years

Initial cost account for overall cost **7%** (Include compressor fee, installation fee and peripheral device)  
 Maintenance cost account for overall cost **9%** (Regular maintenance and maintenance fee)  
 Electric cost account for overall cost **84%**

Calculation condition: Take HITACHI 75KW oil-flooded rotary screw compressor as a example  
 6,000hr/year, 100% load

## Ultimate evolution of air compressor – HISCREW NEXT II series

We are proud to introduce HISCREW NEXT II series, a new milestone in Hitachi innovation of air compressor technology.

With outstanding reliability, premium efficiency and industry leading performance,

HISCREW NEXT II series will undoubtedly match your requirements for air compressors.



## Hitachi - your trusted air solution provider

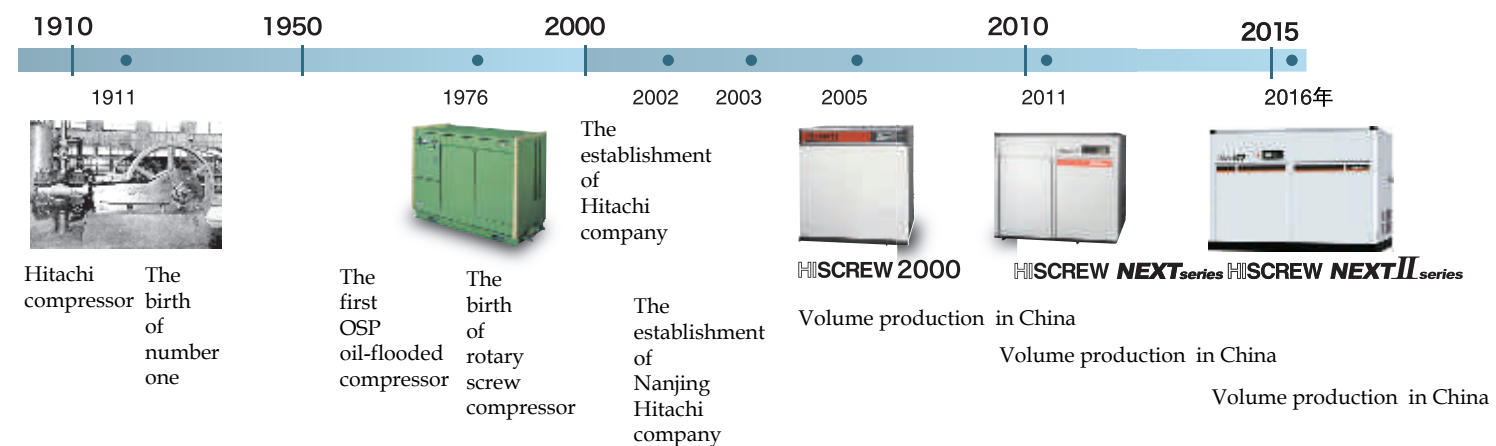
Over 100 years of compressed air experience, Hitachi has been and continues to be the technology leader via continuous innovation of air compressor technology oriented towards customer value.

As a pioneer, specializing in air compressors in Japan, we commit ourselves to unstopable effort in technology innovation and product development to meet diverse needs of customer.

Hitachi air compressor ranges from 0.1-1300KW in output, with reciprocating, scroll, screw and turbo in compression form, based on oil-flooded and oil-free customer.

We believe our air compressors with ultimate reliability, supreme energy and various air solution, will contribute to the progress and develop of your business

### The development of Hitachi



### New Developed Air -end


Hitachi latest innovation of air-end technology  
Rotary screw type air-end with significant improvement of air capacity

Rotor from Hitachi design

**HISCREW NEXT II series**  
PQ wide mode  
Set at 0.7MPa



Conventional NEXT



(m<sup>3</sup>/min)

※V PLUS (0.7MPa) compare



(m<sup>3</sup>/min)

※Mtype (0.85MPa) compare



### Hitachi DCBL compare to other

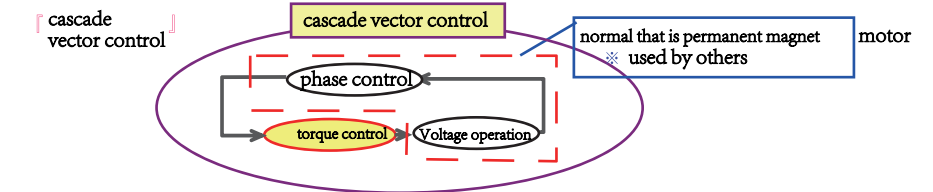
#### Energy-saving —DCBL MOTOR—

DCBL  $\rightarrow$  Energy-saving


Through independent capacity control to enlarge energy-saving

Vtype DCBL motor is developed by Hitachi, the air-out pressure is under  $\pm 0.01$ MPa. Bring about high speed reply, and energy-saving by stable load control system.

- DCBL connect to air-end, DCBL is cascade vector control, which ensure function and reliability.
- DCBL control can be restarted when trouble happen. DCBL control can give automatic judgment, and restart automatic at trip situation (unless 3 times). That ensure compressor run without external influence temporary



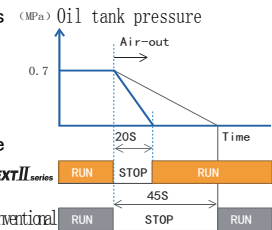
#### The difference between permanent magnet motor and induction motor



### Intelligent control

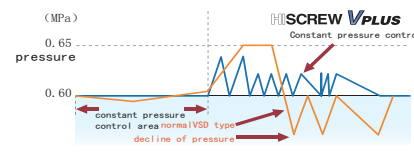
#### Rapidly air-out control

With the development of synthetic oil for compressor, we develop this function in order to reduce the bubbles cause by pressure down. also shorten time for unload, air-out, restart, solve the pressure problem when load increase after shut down.



#### Constant pressure control

Hitachi Vplus original control logic possible to hold the discharge pressure at setting level during operation at low load. No higher pressure setting in advance needed.



### Long term maintenance cycle & easy maintenance

#### Dust cover for compressor

Dust cover set at entrance, according to setting time, Display panel reveal clean information.



#### Oil-separator

Use Spin-on type oil-separator. Because increase the measure of oil-separator, the separate function will be stable.



#### Large suction filter

Large suction filter with revolving filter and filter, which can significant filter out impurity in air





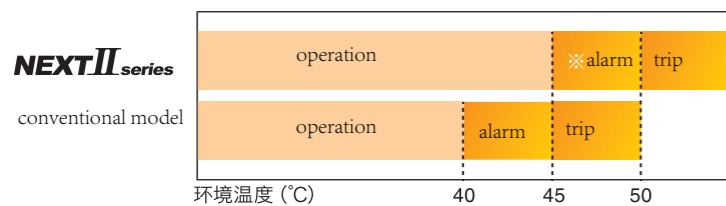
Lead compressor future  
Hitachi highly recommend  
energy-saving and IT communication function

# NEXT II series

## High reliability

standard up to 45 °C (operation is possible under 50 °C)

Redesign air cooling compressor's structure, which shortens the pressure loss and improves cooling effect. Use high-performance cooling motor to improve work performance. Compressor can run stable under 45 °C high temperature.  
Improve the capability of water cooling compressor's oil cooler and after cooler. Water cooling compressor standard up to 45 °C



※ Ambient temperature alarm will be indicated when ambient temperature is over 45 °C. continuous operation at higher than 45 °C may shorten lifetime of lubricating oil and electric parts

**55 -75kW 8 years 110-160kW 6 years maintenance**

Combine high load bearing and high performance lubricating oil filter system, that allows compressor maintenance cycle last to 6~8 years

※ condition :yearly running time under 6000 hr, 1MPa is 4years



## New oil

New developed oil [NEW HISCREW OIL NEXT] has heat resistant and inhibit bubbles. The rapidly bleed system can shorten restart time. Same with conventional model oil change every 2years

※ condition :yearly running time under 6000 hr



4L 20L

## IPC control (intelligent pressure control)

VPLUS M type

By estimating use point pressure in accordance with air consumption, IPC control decreases discharge pressure during low load operation, which enables energy-saving

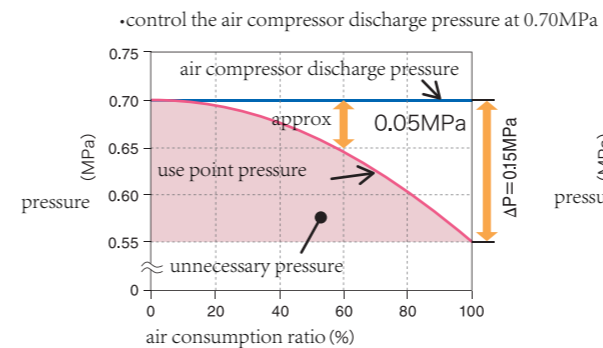
Patent JP : 4425768

Example of effect by IPC

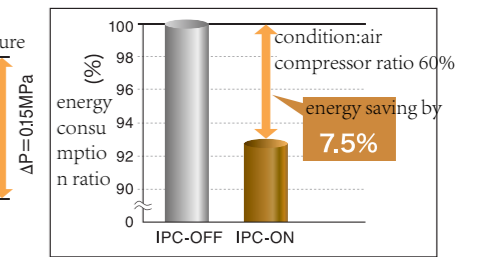
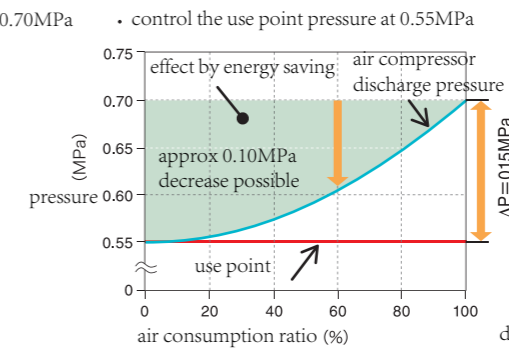
Conditions \*Air compressor:OSP-160VAN2 \*Control pressure setting:0.70MPa \*Use point pressure during full load:0.55MPa \*Piping pressure loss during full load:0.15MPa

Graph of pressure change (Theoretical values)

### ① IPC-OFF (conventional inverter control model)



### ② IPC-ON (next II series)



due to estimation control, use point pressure varies in accordance with use conditions  
constant speed compressor IPC range is air ration's 50%

## IT communication function

### USB flash memory possible for data logging

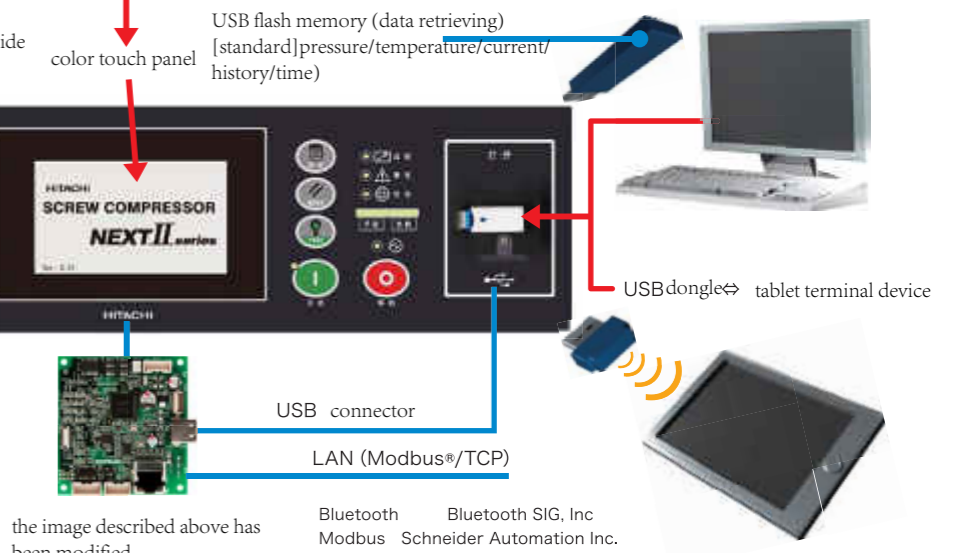
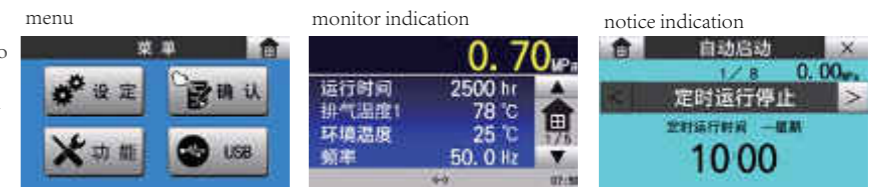
Exporting USB data in CSV format, customers use data to explore energy-saving solutions  
\*necessary to prepare a USB flash memory device (5.5cm or smaller) on user's side  
\*operation data for one day is approximately 400kB

### Web server function via bluetooth

Customers use tablet computers to confirm compressor operation and change settings.  
\*necessary to prepare a bluetooth USB dongle on your side  
\*for setting changes, part of the items are applicable

### Modbus

Open network serial communication Modbus/RTU is supported as standard  
\*Modbus/TCP support is optional



※ the image described above has been modified  
Bluetooth Bluetooth SIG, Inc.  
Modbus Schneider Automation Inc.

## Multi-function touch panel

Various function available

### main function

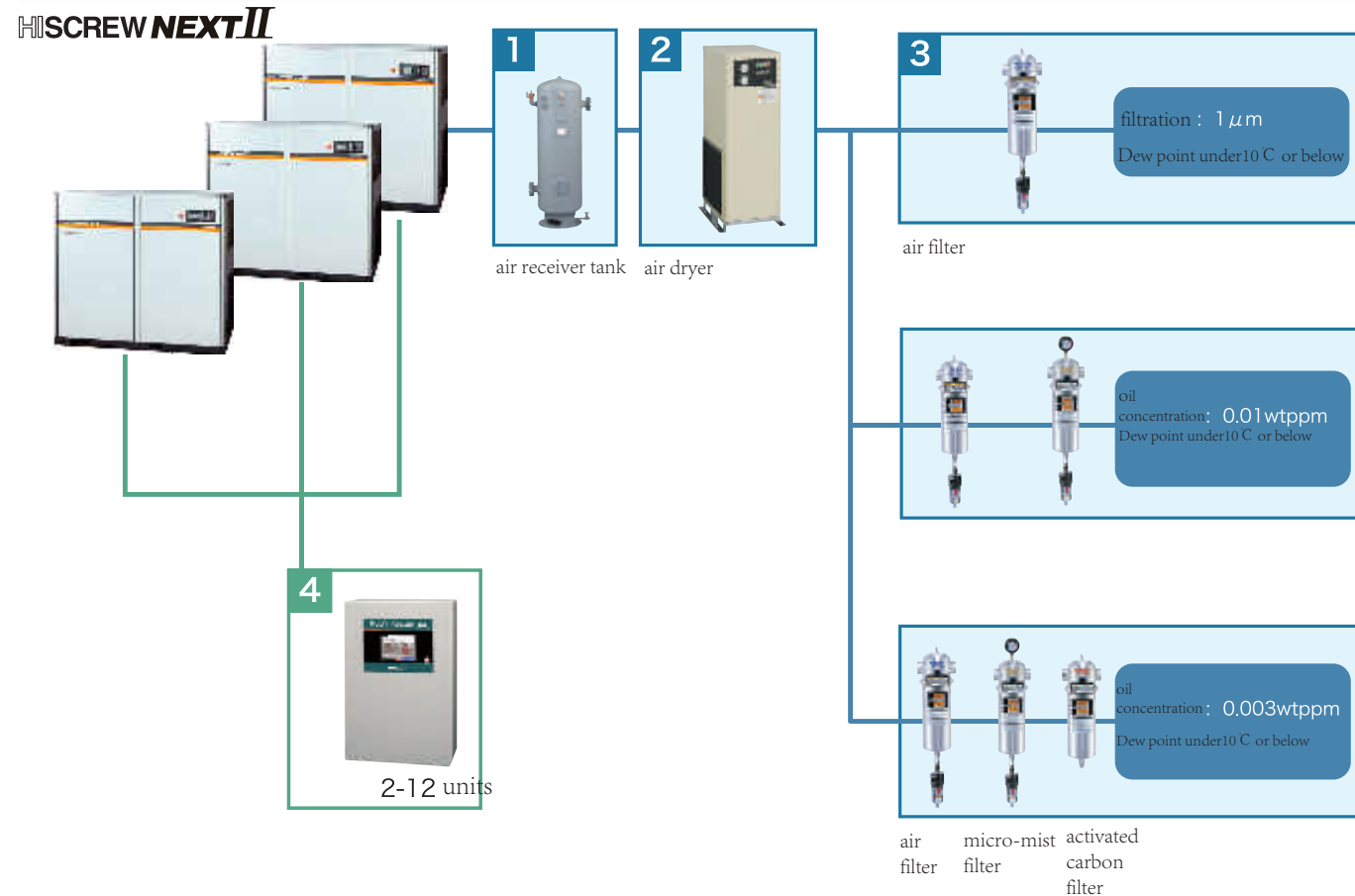
energy-saving operation/schedule operation (weekly time)/instantaneous power interruption restart function/alternate operation (option)/auto operation/communication function/web serve function/store/load of setting/maintenance time notification

### Operation data storage function

Pressure, temperature, electric current, running time, alarm record and other running data can be saved and verified from the operation panel on the spot.

# Air compressor system

## Example of compressed air system



### 1 Air receiver tank

In order to exert the energy saving effect of compressor, Hitachi recommend to choose the air receiver tank with the following volume.

Air receiver tank volume list

model type (kW)	M type		V PLUS
	STANDARD	ECOMODE	
55	1.24	1.24	0.70
75	1.24	2.26	1.24
110	2.26	4.0	4.0
132	4.0	8.0	4.0
160	4.0	8.0	4.0

Note: for detailed information of above auxiliary equipment, contact your nearest dealer or Hitachi local representative offices.

### 2 Air dryer

- Dry air of higher quality
- A rich line-up for your choice

### 3 Line filter

- Various types of filter (air filter, micro-filter, activated carbon filter)

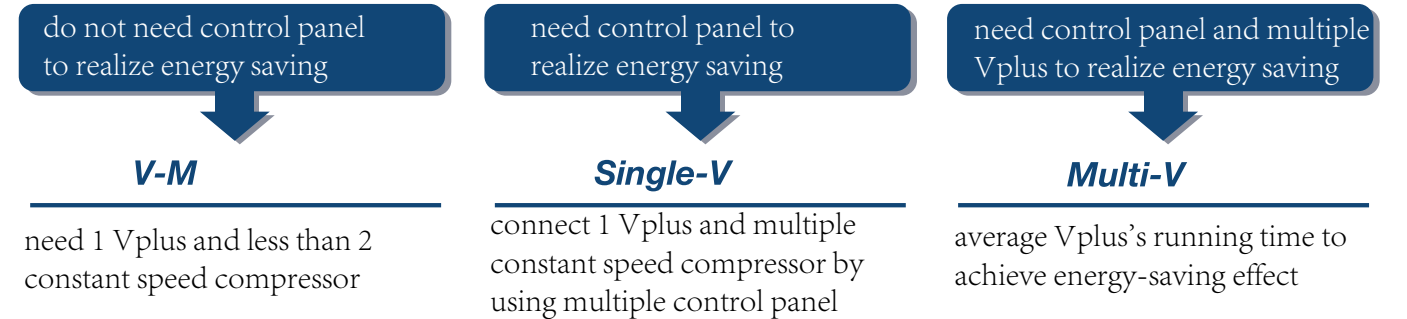
### 4 Multi-unit control panel (multi roller EX)

- Energy-saving
- Easy-to-read LCD touch panel equipped

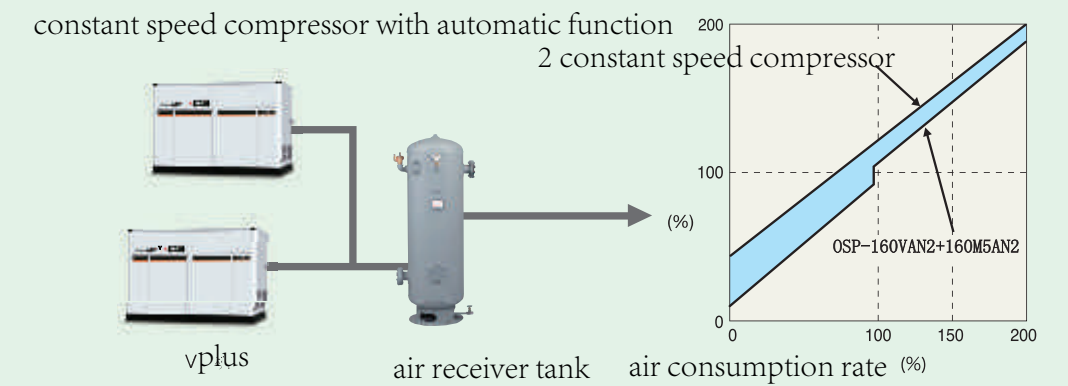
## V plus's energy-saving solutions

### Energy-saving solutions

To respond to the change in air demand, connect Vplus and Mtype, Hitachi provide three patterns of system structure to help you acquire energy-saving.



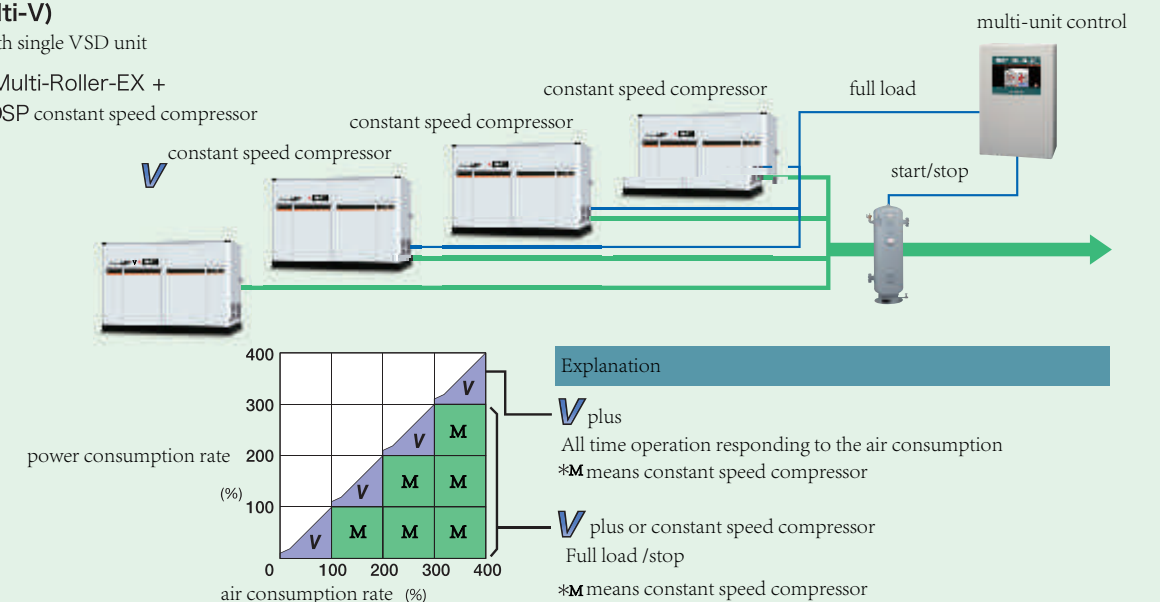
#### ■ V-M combination



#### ■ Single-V (Multi-V)

Multi-unit control with single VSD unit

Multi-unit control Multi-Roller-EX + OSP V + OSP constant speed compressor





Standard specification sheet (Vtype)

55-75kW VPLUS NEXT II series

item/unit	model	OSP-55VAN2	OSP-75VAN2	OSP-55VWN2	OSP-75VWN2
cooling method	-	air cooled		water cooled	
motor nominal output	kW	55	75	55	75
rated	discharge pressure	Mpa 0.7			
	discharge capacity	m <sup>3</sup> /min 10.1	13.1	10.1	13.3
PQ wide mode	discharge pressure	Mpa 0.6~0.85			
	discharge capacity	m <sup>3</sup> /min 10.6~9.1	14.0~12.0	10.6~9.1	14.0~12.0
suction pressure temperature	-	atmospheric pressure 0~45°C			
temperature of discharge air	°C	ambient temperature +15 or below		cooling water temperature +13 or below	
driving system	-	coupling connection			
starter type	-	soft start			
lubricating oil	-	NEW HISCREW OIL NEXT			
lubricating oil fill amount	L	26 (filled)	36 (filled)	17 (filled)	24 (filled)
output of cooling fan	kW	1.5 inverter control	2.2 inverter control	0.05×2	
discharge air pipe diameter	-	Rc2			
external dimension(W×D×H)	mm	2000×1200×1800			
weight	kg	1230	1405	1070	1240
air receiver tank volume	m <sup>3</sup>	0.7 or over	1.24 or over	0.7 or over	1.24 or over
cooling water	temperature	°C 35 or below			
	flow	L/min -	-	100	125
cooling water pipe diameter	-	Rc2			
noise (1.5m)	dB(A)	64	66	63	65

110-160kW VPLUS NEXT II series

item/unit	model	OSP-110VAN2	OSP-160VAN2	OSP-110VWN2	OSP-160VWN2
cooling method	-	air cooled		water cooled	
motor nominal output	kW	110	160	110	160
rated	discharge pressure	Mpa 0.7			
	discharge capacity	m <sup>3</sup> /min 21.5	29.5	21.5	29.5
PQ wide mode	discharge pressure	Mpa 0.6, 0.85	0.95	Mpa 0.6, 0.85	0.95
	discharge capacity	m <sup>3</sup> /min 22.5, 19.3	25.2	22.5, 19.3	25.2
suction pressure temperature	-	atmospheric pressure 0~45°C			
temperature of discharge air	°C	ambient temperature +15 or below		cooling water temperature +13 or below	
driving system	-	gear drive			
starter type	-	soft start			
lubricating oil	-	NEW HISCREW OIL NEXT			
lubricating oil fill amount	L	50	115	37	70
output of cooling fan	kW	1.5×2 inverter control	4.0×2 inverter control	0.05×3	0.2
discharge air pipe diameter	-	2-1/2B		3B	
external dimension(W×D×H)	mm	2550×1500×1800	2700×2000×1890	2550×1500×1800	2700×2000×1890
weight	kg	2900	3900	2800	3750
air receiver tank volume	m <sup>3</sup>	4.0 or over		4.0 or over	
cooling water	temperature	°C 35			
	flow	L/min -	-	182	-
cooling water pipe diameter	-	Rc2			
noise (1.5m)	dB(A)	75	79	72	72

- Capacity is the converted value at its inlet condition. For guaranteed values, contact your nearest dealer or Hitachi local representative offices.
- Pressure is indicated as the gauge pressure.
- Temperature of discharge air may vary from different environments.
- For Vplus, when PQ wide mode is ON, may need larger dryer, filter. For more information, contact your nearest dealer or Hitachi local representative offices.
- please use air receiver tank which is recommended, For Mtype (constant speed compressor) to maximize (ECOMODE) energy efficiency, use air receiver tank which is recommended.



Standard specification sheet (Mtype)

55-75kW Mtype NEXT II series

item/unit	model	OSP-55M5AN2	OSP-75M5AN2	OSP-55M5WN2	OSP-75M5WN2
cooling method	-	air cooled		water cooled	
motor nominal output	kW	55		75	
rated	discharge pressure	Mpa 0.7, 0.85, 1.0	Mpa 0.7, 0.85, 1.0	Mpa 0.7, 0.85, 1.0	Mpa 0.7, 0.85, 1.0
	discharge capacity	m <sup>3</sup> /min 10.0, 9.0, 8.3	13.2, 11.9, 10.9	10.0, 9.0, 8.3	13.2, 11.9, 10.9
PQ wide mode	discharge pressure	Mpa -			
	discharge capacity	m <sup>3</sup> /min -			
suction pressure temperature	-	atmospheric pressure 0~45°C			
temperature of discharge air	°C	ambient temperature +15 or below		cooling water temperature +13 or below	
driving system	-	gear drive			
starter type	-	star-delta			
lubricating oil	-	New HISCREW OIL NEXT			
lubricating oil fill amount	L	27 (filled)	38 (filled)	17 (filled)	24 (filled)
output of cooling fan	kW	1.5 inverter control	2.2 inverter control	0.05×2	
discharge air pipe diameter	-	Rc2			
external dimension(W×D×H)	mm	2000×1200×1800			
weight	kg	1520	1800	1360	1640
air receiver tank volume	m <sup>3</sup>	1.24 or over	1.24 or over	1.24 or over	1.24 or over
cooling water	temperature	°C 35 or below			
	flow	L/min -	-	100	125
cooling water pipe diameter	-	Rc2			
noise (1.5m)	dB(A)	65	67	64	66

110-160kW Mtype NEXT II series

item/unit	model	OSP-110M5AN2	OSP-132M5AN2	OSP-160M5AN2	OSP-110M5WN2	OSP-132M5WN2	OSP-160M5WN2
cooling method	-	air cooled		water cooled			
motor nominal output	kW	110	132	160	110	132	160
motor type	-	4enclosed external fan motor					
rated	discharge pressure	Mpa 0.75 (0.85) [1.0]			0.75 (0.85) [1.0]		
	discharge capacity	m <sup>3</sup> /min 21.5 (20.4) [17.0]	25.5 (23.3) [21.0]	29.5 (27.2) [24.5]	21.5 (20.4) [17.0]	25.5 (23.3) [21.0]	29.5 (27.2) [24.5]
suction pressure temperature	-	atmospheric pressure 0~45°C		atmospheric pressure 0~45°C			
temperature of discharge air	°C	ambient temperature +15 or below		cooling water temperature +13 or below			
driving system	-	star-delta					
starter type	-	gear drive					
lubricating oil	-	New HISCREW OIL NEXT					
lubricating oil fill amount	L	50	105	115	37	65	70
output of cooling fan	kW	1.5×2 inverter control	4.0×2 inverter control		0.05×3		
discharge air pipe diameter	-	2-1/2B		3B			
external dimension(W×D×H)	mm	2550×1500×1800	2700×1800×1890		2550×1500×1800		
weight	kg	2800	3450	3600	2700	3300	3420
air receiver tank volume	m <sup>3</sup>	2.0 or over		4.0 or over			
cooling water	temperature	°C 35					
	flow	L/min -	-				180
cooling water pipe diameter	-	Rc2					
noise (1.5m)	dB(A)	75	77	79	72	72	72

- client have to prepare breaker
- Grounding must be used separately.
- Please use NEW HISCREW OIL NEXT, don't use others
- If the imbalance rate of input voltage exceeds 1%, or the power supply capacity is more than 10 times of the motor power and more than 500KVA, an AC reactor should be installed between the power supply and the compressor when the rated load is running.
- Use the air compressor at indoor where no explosion, corrosion gas, low temperature, less dust.
- Specifications and outside view are subject to change without notice.
- Noise level is measured value at 1.5m in front and 1m height in anechoic room. under full load operation. It may vary in different operation conditions or environments.